

Kōrero

Kia ora Talofa ع السلام Guten Tag Bonjour
你好 Namaste Halo Ciao Kamusta

BERHAMPORE SCHOOL – TE WHĀNAU O TE RITO O TE HARAKEKE SINCE 1915 – EVER ONWARDS

From the Principal's Desk

It's been a very rich and jam packed term. In the last few weeks we've seen a variety of events; our community got out in their pyjamas to support the Wellington Free Ambulance on Onesie day and our Road Patrollers were recognised at the Orange Day parade. A massive effort went into another hugely successful Food Fair and Knack, once again it was all hands on deck at both events. We can't thank you all enough for your support whether it was coming to purchase something, running a stall, donating food or goods, or promoting one or the other. An even bigger thank you goes out to Ruth Fraser who is Head of Operations for all Whānau Army events and Keiran Hughes who was Head Chef on the night of the Food Fair. We've also seen a group of Year 6 students compete at the Mathswell competition as well as a large contingent of girls enter a futsal competition.

You may have heard we are hosting Capital Montessori School while some urgent work is carried out at their school. Our Kōwhai syndicate have worked hard to reorganise their learning environment to accommodate the Montessori preschool and their warm welcome and hard work does not go unnoticed.

Speaking of hard work getting noticed; thanks to everyone in the Gardening Group who come along every month to spruce up our grounds. A huge thank you goes to Elspeth White who has continued to run the group whilst juggling life with a new addition to the family.

Wishing you all a safe and enjoyable break from next week.
Ngā mihi nui, Mark



Berhampore School Road Patrollers at the Orange Day Parade

Issue #9 21 September 2018

In this Issue

Whānau Army update

Food Fair

Room 6: Readers, Writers, Art

Mathswell Competition

Room 11: A picture is worth...

Onesie Day

Kōwhai Juniors & Seniors: Art

Community Notices

Calendar

Last Day of Term 3
Friday 28 September

Working Bee
Sunday 14 October

First Day of Term 4
Monday 15 October

Whānau Army Update

It has been a busy term for the Whānau Army committee and the 'army' of parent, staff and student volunteers who helped us out with the various Term 3 fundraisers. From the WA production table and the bountiful Berhampore raffle, to the World Food Fair and our Spring Knack last weekend we're extremely grateful for your support and help with fundraising efforts for our kids and classrooms. With your help this term we have raised a little over \$8,000 pushing our total for the year so far over the \$16,000 mark.

So once again to all the families and staff who cooked, donated, volunteered or came along on the night for food fair - thank you! Fundraising result - around \$3,500.

To all the amazing volunteers, bakers, makers and donors for Spring Knack - thank you, thank you! - Fundraising result - A little over \$4,100.

With your help these funds mean we're about to tick off most of the items on the goal list for this year - items including things like: buses to transport the whole school to production rehearsals, subsidising various school trips, classroom resources and equipment across syndicates, supplies for our school beehives, and funds for individual classrooms for teachers to add to resources.

A special welcome to Becky Bean who has taken over the role of looking after the craft stall holders on Knack days. Becky takes over from Justine Fletcher who is stepping down from the role after 10 plus years and something like 40+ Knack markets. Incredible effort Justine - we're glad you're still going to be around helping on the committee :) You can check out some of the action from Knack day photos on Facebook [here](#)

Congratulations to our raffle winner - Arti BADIANI! Hope you enjoy the goodies.

Save the Date!

Key Whānau Army Dates 2018

TERM 4	
November Meeting*	Monday 5 November 7:15pm
Kristmas Knack	Friday 24 & Saturday 25 Nov
December Meeting*	Monday 10 December 7:15pm



OUR NEXT MEETING:

MONDAY 24 SEPTEMBER 7:15PM IN THE STAFFROOM

ALL WELCOME. COME ALONG TO FIND OUT MORE

Food Fair 2018

Another fun night for the community.
Thanks to all of you who came out
despite the rain!





Room 6 - Readers, Writers, Art

We have some super handwriting in Room 6. These are our most improved writers. They focus on size, shape and where their letters sit.

We make our own Readers each week for the letter of the week, publish them and share them in Buddy Reading. We also did our own autobiography book in Writing and read it to our Buddy Class.

We have been working on making our stories longer and we are learning we can go back to a story and add more to it. Some write 2 pages now!



We have been studying Vincent Van Gogh, a famous but sad Dutch artist. We looked at his painting style and the things he liked to paint.

He did a series of twelve pictures all on sunflowers. We had a go at drawing and painting our own. We drew our flowers with a permanent marker and then painted over the top.

Mathswell Competition



On Wednesday 29th August at Karori West Normal School in Karori, a team of Year 6 students competed in the Mathswell Maths competition. They worked very hard and the competition was tough! There were in 2 teams of 3. Rennie, Lucien, Rosa were in the multichoice team and Gustav, Amos, and Alex handled the problem solving questions. We are so proud of their achievement, well done team!

What did they think about it?

Rosa: I was super nervous at first, but then I realised that we're just doing maths. It was really fun.

Gustav: I thought it was a tough and fun night. The maths was very hard, but it was a good challenge. P.S. The food was really good.

Amos: It was so fun!!!!!! Also really challenging and it bent my brain! P.S. the food was good.

Alex: It was a lot more challenging than you think. This was mostly because of the pressure of the time limit but it was really fun and enjoyable. The food was good.

Rennie: I think that the most stressful part was that we were being timed. Lots of the questions were easy except for the especially hard ones. The calculators helped, but only when I needed them. It was fun, but not fun like a game, as it was a challenge. Overall, I liked it, and it was fun.

Lucien: The challenge was the math you didn't know, which in my case was a lot of challenges meet, P.S credit to the makers of that heavenly chocolate milkshake at Mathswell.



Room 11 - A Picture is worth...

A picture is worth a thousand words

In Room 11, we've been telling stories in a variety of different ways - narrative, movie scripts and artwork. Michelle has been working with us on our narratives and movies and we have been creating amazing artwork with Chris. Enjoy!



This is a drawing of a rose which Chris taught us how to draw. Without the easy steps I couldn't redraw this.

By Alex



This is piece of art I did in Room 11. It is a Maori dragon (taniwha). Chris helped me outline it and I coloured it.

By Ubah



Chris told us how to draw a rose in easy steps. We coloured it in and I learned how to draw a rose.

By Zeina



This is tree art that we did with Chris. The pine tree is in summer but it's surrounded by winter.

By Theo



My favourite art so far has been the rose. We got to colour it however we wanted to and I wanted it pink and red. We followed a step by step video to get the following piece.

By Cece



Chris got Room 11 to do some hot-cold art with a tree in the middle. I asked Chris if I could change my artwork to make it more interesting, and he said yes. So I drew a tree community based on places in Harry Potter. And now it looks like this.

By Gustav



We were drawing portraits and I made a punk-style teen but I had been told to colour in her skin, so I made up the excuse that she was a vampire by drawing a bite on her neck and fangs. She had encountered a club of werewolves, vampires, etc. and had fought in an epic battle.

By Rennie



Our class has been working on our cold and hot trees with Chris. The inside of my circle is the Autumn leaves falling off the branches. And the outside is like a cold summer with frosty green plants slowly dying.

By Clem



This is a luxurious rose we did this in room 11 instructed by Chris. I did the colouring and Chris helped me do the shading. Thanks Chris

By Sam

Room 11 - A Picture is worth...



This picture was made in the first art book lesson our class did with Chris. He read to us a very good picture book called The Taniwha Of Wellington Harbour and then showed us techniques for drawing Taniwha. He let us take artistic licence for whether we wanted to colour in the pictures we made (I chose not to show the shading better) and the general form of the Taniwha -mine is based on a Triassic-period (ask your son what this is) Ichthyosaur- a type of marine reptile from the time of the dinosaurs. But he taught us the shading and motion techniques I have applied to this image-which is in the wrong timeframe because dolphins and seals did not evolve until 35 million years after the last ichthyosaur died out with the dinosaurs. It was very fun making this.

By Dom



This multi-coloured tree was drawn by a young artist called Isaac. It is a very, very warm piece of art and it's meant to make people feel warm.

By Isaac



With Chris we drew roses. The roses were easy to draw. It was fun and a good project.


I hope to draw more like this. It was super!

By Amos.



I've always had fun doing art with Chris. Doing the trees are a classic. I'll never stop liking art.

By Lucien



Pointy and perfect **Pink** and **blue**
Lots of shapes made for you
Can you find a **star** in too?
Here is a **challenge** you can do.

By Taylar



With Chris we drew a rose. It took up the whole last block but it was worth it. It looked amazing and it was fun.

By Kulcha



As I was making this piece of art I was left to know that something incomplete can be perfect.

By Anas



The taniwha was drew looked cool and at the start it looked hard to draw but at the end, mine looked okay.

By Loyd



Here is an eye from a lesson with Chris. It helped a lot with our realistic features and shading techniques. Although the eyelashes look like seaweed, I'm happy with it.


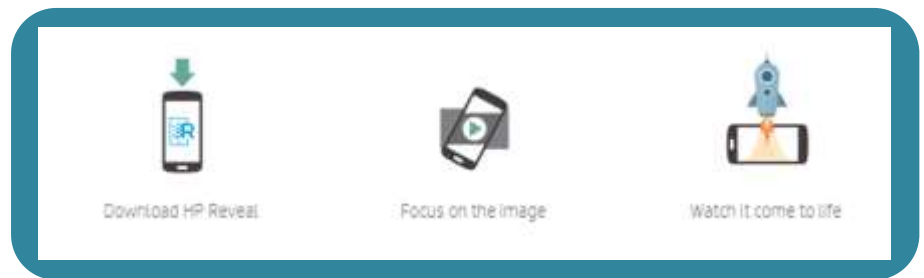
By Dale

Room 11 - A Picture is worth...

A picture is worth a thousand words

In Room 11, we've been telling stories in a variety of different ways - narrative, movie scripts and artwork. Michelle has been working with us on our narratives and movies and we have been creating amazing artwork with Chris. Enjoy!

We've used a special app called HP Reveal to make our narratives come to life. You'll need to download HP Reveal,



Onesie Day



Once again we supported the amazing organisation; Wellington Free Ambulance. This Onesie day we raised \$243 for them to help keep this life saving service free!




Kōwhai Juniors & Seniors




Sofia Go

In the Kōwhai block we have been investigating and recreating indigenous art, whilst trying out new art techniques. Look at this selection of our stunning results.



Kohen Blass



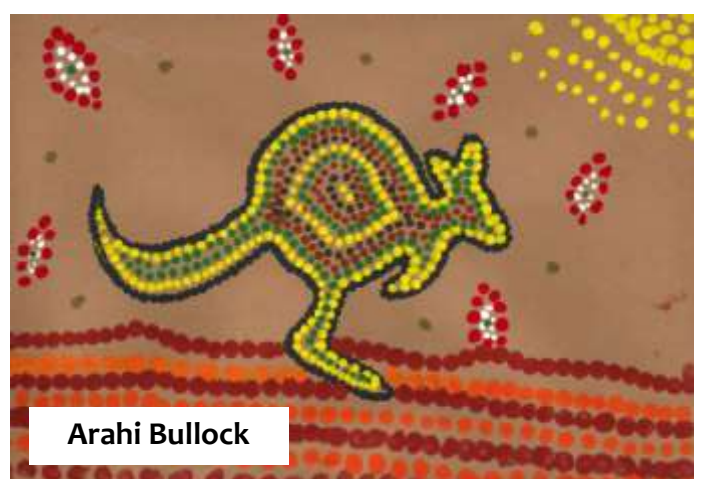
Amy Nightingale



Esha Chavda



Isabella Carey



Arahi Bullock